

# StoreIT DataPad – Three key menu options

Written by: James Tweedie

Version 1.0 24<sup>th</sup> November 2010.

GeoMEM Ltd.

Tel: +44 (0)1828 650 618

Web: [www.geomem.com](http://www.geomem.com)

Email: [james@geomem.com](mailto:james@geomem.com)



GeoMEM for:

- ⚡ **DEVICO** borehole survey instruments (sales and rental), training and support.
- ⚡ **DAT instruments** Data Loggers and Drill Automation products.
- ⚡ Earth Science software products (industry, research and education)– including borehole log production and geological data management systems.
- ⚡ Training, support and software development.

This guide refers to the maintenance menu for the StoreIT DataPad (Part of the SmartTool system).

It is intended as a free support guide from GeoMEM Ltd. (the company that developed, maintained and support the software for the SmartTool system).

## Accessing the maintenance menu:

Switch on the Datapad.

Simultaneously press the blue buttons: **+** **-** **OK**

Display shows:

```
ESS Surveys
Total XXX
```

This is the total number of Electronic Single Shot surveys taken by the tool since it was commissioned (for information only). *This is NOT the number of single-shot surveys in the StoreITs memory.*

Use **SETTINGS** to move through options:

---

## First option – Change serial number:

```
Change      XXXX
Serial No.^
```

Change the serial number of the SensIT that the StoreIT Datapad will communicate with. This is very useful if a Datapad linked to one of your SensITs is no longer working.

Usual method of changing the digits.

**IF YOU SET THE WRONG NUMBER THE SMARTPAD WILL NOT COMMUNICATE.**

**BE AWARE: The non-volatile memory in the DataPad has a finite WRITE life (about 100,000 times) so ONLY MAKE CHANGES WHEN NECESSARY.**

---

## Second option – Set depth units:

Set Depth Units  
Now: metres (or feet)

Use :   to toggle

---

## Third option – Set temperature units:

Set Temp. Units  
Now: °C (or °F)



Use :   to toggle

---

## Fourth option – Clear the StoreIT survey data memory :

Clear Memory ?

This clears the StoreIT memory of all survey data (both Single Shot and MultiShot). Use this if you have had download problems to the PC software (MeasureIT) **BUT ONLY AFTER YOU HAVE CHECKED THAT YOU HAVE DOWNLOADED ALL ESSENTIAL SURVEY DATA FROM STOREIT.** (Note: This does not affect the initial ESS surveys total that is displayed when you start this maintenance menu).



Press and hold   
You are asked: Are You Sure ?  
Press and hold  again.  
Done appears and vanishes (very quickly)

---

## Fifth option – Cancel a Multishot download:

Cancel Multishot  
Download ?

Cancels StoreITs attempts to download a multishot survey from the SensIT. Only use if you are fairly certain that you cannot download the survey from the tool (for example, it has failed and is no longer communicating). This frees up the DataPad for work with other tools.

Press and hold   
You are asked: Are You Sure ?  
Press and hold  again.  
**Done** appears and vanishes (very quickly)

End of the maintenance menu.

**Switch StoreIT off then on again to return to the normal survey menus.**

## Ensure Time and Date are set correctly

If the **Time** and/or **Date** are set to zero values (Time 00:00:xx Date 00/00/00) then StoreIT will NOT communicate with any tool. These must be set correctly.

Time and Date may have been set to zero by:

- 1) Changing the battery in StoreIT.
- 2) Someone trying out the options and setting the time and date to zero without setting them back to the actual time and date (yes, it does happen !).

Time and Date values are changed via the **SETTINGS** button in the normal operation of the StoreIT DataPad.

